



QUICK-GUIDE TO MIFID II AND PRIIPS DATA TEMPLATES

Royal London Asset Management provides MiFID II and PRIIPs data which follow the European standard 'EMT' and 'EPT' standard template formats. The EMT and EPT templates emerged from the collaborative efforts of the Europewide fund management industry to establish an agreed interpretation and develop a common format in which to produce the data required by the legislation.

Download and convert CSV files to Excel (if required)

All files are provided in comma-separated-value (CSV) format, using the 'pipe' | character to distinguish each field. If you wish to open and view a file in Excel, here is a quick guide:

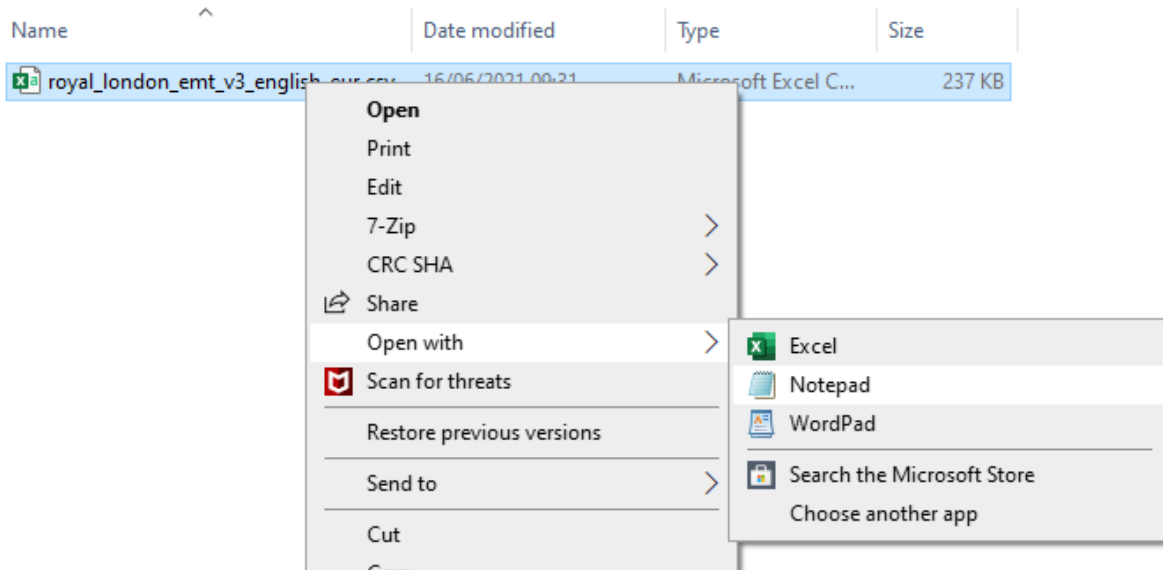
a. Download the required file/s from the Royal London website; save to your desktop or other location on your computer

and distributors. This includes enhanced investor protection | responsibility for ensuring that products and related services consistent with the interest of clients. Firms that manufacture need to specify, as part of the product approval process, a ta This must cover characteristics and objectives the product is well as a distribution strategy which is consistent with the ide

[Download our EMT](#)

b. The files are in CSV format, using the 'pipe' | character to delimit each field. Opening the file directly in Excel may sometimes incorrectly convert some of the contents into individual columns where there are commas in the file contents. To prevent this, the simplest way is:

i. Open the CSV file in Notepad

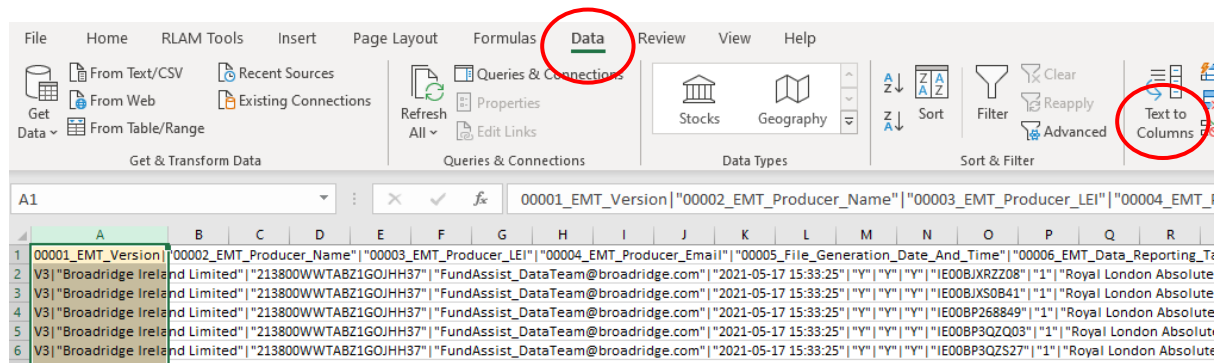


II. "Select All" and copy the entire contents to your Clipboard

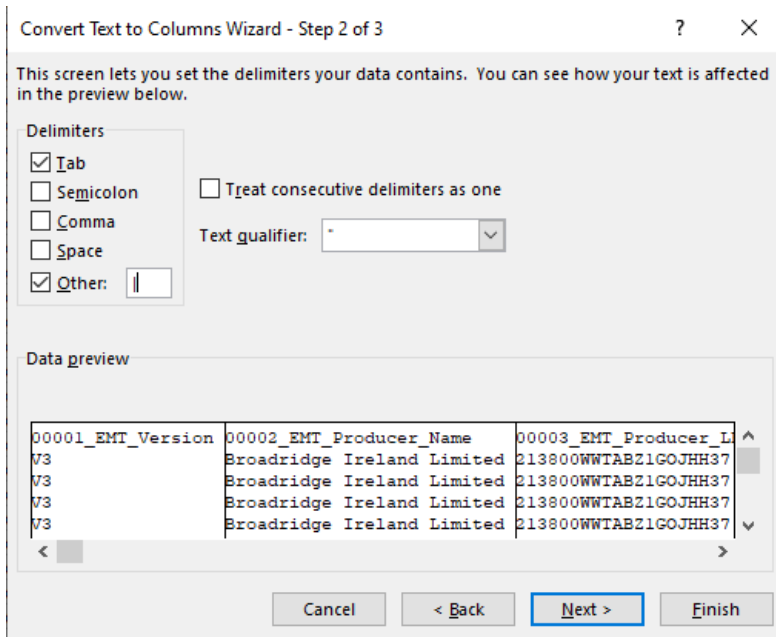
III. Open Excel

IV. Paste into Excel. All of the file contents should then appear in one column in Excel

c. Next, highlight column A



d. Go to the Data tab – choose 'Text to columns'



e. Choose 'Delimited'

f. Tick 'Other' and type '|' in the field, then click FINISH. The "|" character is found on the left hand side of the Z on a UK keyboard (together with the Shift function)

g. All of the data should now appear in individual columns

	A	B	C	D	E	F	G	H	I	J	K	L	M	N
1	00001_EMT	00002_EMT	00003_EMT	00004_EMT	00005_File	00006_EMT	00007_EMT	00008_EMT	00010_Fine	00020_Type	00030_Fine	00040_Fine	00045_Fine	00047_Fine
2	V3	Broadridge	213800WW	FundAssis	#####	Y	Y	Y	IE00BJXRZZ	1	Royal Lond	GBP	N	N
3	V3	Broadridge	213800WW	FundAssis	#####	Y	Y	Y	IE00BJS0B	1	Royal Lond	GBP	N	N
4	V3	Broadridge	213800WW	FundAssis	#####	Y	Y	Y	IE00BP268E	1	Royal Lond	GBP	N	N
5	V3	Broadridge	213800WW	FundAssis	#####	Y	Y	Y	IE00BP3QZ	1	Royal Lond	GBP	N	N
6	V3	Broadridge	213800WW	FundAssis	#####	Y	Y	Y	IE00BP3QZ	1	Royal Lond	EUR	N	N
7	V3	Broadridge	213800WW	FundAssis	#####	Y	Y	Y	IE00BP3QZ	1	Royal Lond	USD	N	N
8	V3	Broadridge	213800WW	FundAssis	#####	Y	Y	Y	IE00BD0NH	1	Royal Lond	GBP	N	N

h. If you are saving the file for re-use, make sure you save the file in Excel format to retain this formatting

Issued in September 2023 by Royal London Asset Management Limited, 80 Fenchurch Street, London, EC3M 4BY. Authorised and regulated by the Financial Conduct Authority, firm reference number 141665. A subsidiary of The Royal London Mutual Insurance Society Limited.

Comstore Code:P RLAM PD 0001