

For professional clients only, not suitable for retail clients.



# **Royal London Global Sustainable Equity Fund (IRL)**

Quarterly Investment Report

**30 June 2025**

# Quarterly Report

## The fund as at 30 June 2025

The purpose of this report is to provide an update on the Royal London Global Sustainable Equity Fund (IRL). The report has been produced by Royal London Asset Management. The report starts with a summary dashboard showing key information about the fund. A glossary is located at the end of the report covering the description of some of the more technical terms used within the report. All data is as at the report date unless otherwise stated.

# Contents

The fund	3
Performance and activity	4
Fund breakdown	6
ESG	7
Market commentary	12
Further information	13
Disclaimers	14
Performance net and gross	16
Glossary	17

# The fund

## Fund performance objective and benchmark

The Fund's investment objective is to achieve capital growth over the medium term, which should be considered as a period of 3-5 years by predominantly investing globally in the shares of companies listed on Recognised Markets that are deemed to make a positive contribution to society. The Fund's performance target is to outperform, after the deduction of charges, the MSCI All Countries World Net Total Return Index USD (the "Benchmark") by 2.5% per annum over rolling three year periods. Investments in the Fund will adhere to the Investment Manager's Ethical and Sustainable Investment Policy, as detailed in the "Responsible Investment" section of the Prospectus.

Benchmark: MSCI All Countries World Net Total Return Index USD

## Fund value

	Total \$m
30 June 2025	165.20

## Fund analytics

	Fund
Fund launch date	13 July 2021
Fund base currency	USD
Benchmark	MSCI All Countries World Net Total Return Index USD
Number of holdings	42

# Performance and activity

## Performance

	Fund (%)	Benchmark (%)	Relative (%)
Quarter	17.02	11.53	5.49
YTD	12.68	10.05	2.63
1 Year	13.16	16.17	(3.01)
3 Years (p.a.)	19.61	17.33	2.27
Since inception (p.a.)	7.11	7.84	(0.73)

Past performance is not a guide to future performance. Please refer to the Glossary for the basis of calculation and impact of fees. Performance and since inception date based on M Acc USD. Source: Royal London Asset Management; Gross performance; Since inception date of the share class is 13 July 2021.

## Performance commentary

The fund outperformed the MSCI All-Countries World Index (ACWI) benchmark during the second quarter.

We continue to apply our tried and tested investment process focusing on finding the most attractive companies from a sustainability and financial standpoint as we believe these companies can offer high and more durable long-term growth as well as being more resilient.

The second quarter witnessed a bounce back of the US market, especially the technology sector after a relatively weak first quarter. The top performing sectors in the quarter were IT and communication services which benefitted from the continuous investments in artificial intelligence (AI). Industrials also performed well as fears over economic growth receded with tariffs being rolled back. On the opposite, healthcare and energy sectors were the worst performers. Healthcare stocks were negatively impacted by the continuous uncertainty around US policies and energy stocks underperformed despite the oil price rising on the back of geopolitical escalation.

During the quarter, electrical installation company Comfort Systems contributed positively to performance as it continues to see strong demand for its services across the US, and in particular from data centre customers. Latin American e-commerce and fintech giant MercadoLibre continued to execute their strategy and delivered another set of strong financial results. MercadoLibre is the largest e-commerce and payments company in Latin America and serves a combined population of 516 million people and aggregate GDP of USD 5 trillion (larger than Japan) and we see a long runway for growth in both its ecommerce and fintech businesses.

Thermo Fisher Scientific detracted from performance during the period under review – the company was impacted by the negative news flow around tariffs and its exposure to the Chinese market. Additionally, there is increased uncertainty around US drug pricing and reimbursement under the new US administration. Meanwhile, financial services company Fiserv fell after reporting a slowdown in growth in their Clover platform, which focussed on payments for small businesses.

# Performance and activity

## Top 10 holdings

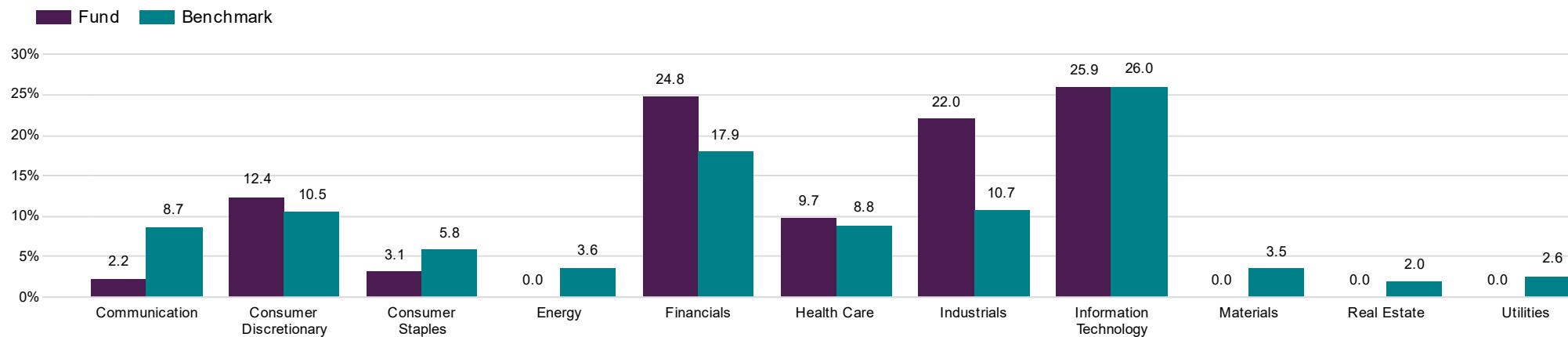
	Weighting (%)
MICROSOFT CORP	4.80
TAIWAN SEMICONDUCTOR MANUFACTURING	4.75
COMFORT SYSTEMS USA INC	3.97
MERCADOLIBRE INC	3.59
STANDARD CHARTERED PLC	3.47
WESTINGHOUSE AIR BRAKE TECHNOLOGIE	3.44
NVIDIA CORP	3.26
AIA GROUP LTD	3.23
CORE & MAIN INC CLASS A	3.22
HDFC BANK ADR REPRESENTING THREE L	3.20
<b>Total</b>	<b>36.93</b>

## Fund activity

Given our expectation for ongoing market volatility, effective portfolio construction remains our focus, and we have made a number of changes to our fund to ensure it is appropriately diversified and resilient across a range of potential market outcomes. During the quarter, we initiated a new position in Chinese company Giant Biogene, which specialises in recombinant collagen, a new medical and beauty trend, especially in China. We also started a new position in Spanish listed bank BBVA owing to the significant growth potential of its Latin American exposure. Meanwhile, we exited our positions in Ferguson and Prologis.

# Fund breakdown

## Sector weights















# Characteristics and climate

## Sustainable investment rationale

The Fund focuses on the sustainability of the products and services of the companies it invests in, as well as their standards of environmental, social, governance ("ESG") management, alongside financial analysis. The investment approach is fundamentally based on positive screening; identifying companies that are making a positive contribution towards a cleaner, healthier, safer and more inclusive society, through assessing both what a company does and how it does it, and through active engagement to encourage continual improvement. The fund will not invest in companies that undertake business activities deemed to be detrimental to society and that breach our Do No Significant Harm principle. Further details of the Funds Sustainable Investment process can be found in the ethical and sustainable investment policy at [www.rlam.com](http://www.rlam.com)

## Fund exclusions

Exclusion criteria that make sure a fund does not invest into a specific service or product. Royal London Asset Management has a controversial weapons exclusion across all investments.

	Adult entertainment	✓		High environmental impact	✓
	Alcohol	✓		Human rights issues	✓
	Animal welfare	✓		Nuclear power	✓
	Armaments	✓		Nuclear weapons	✓
	Fossil fuels	✓		Tobacco	✓
	Gambling	✓		UNGC / OECD violators	✓

## Climate metrics

	Fund	Benchmark	Difference (%)
Financed emissions (tCO2e)	892	n/a	n/a
Financed emissions coverage	100.00%	n/a	n/a
Carbon footprint (tCO2e/\$M invested)	5.47	39.23	(86.07)
Carbon footprint coverage	100.00%	98.85%	1.16
Weighted average carbon intensity (tCO2e/\$M sales)	25.84	110.16	(76.55)
Weighted average carbon intensity coverage	100.00%	98.55%	1.47

All climate metrics presented above are for Scope 1-2 emissions. Unless specified in the objective, the data is for information only and should not be taken to mean they are being managed to/controlled.

## Implied temperature rise

	Fund (%)	Benchmark (%)	Difference (%)
Implied temperature rise (ITR) coverage	100.00	98.75	1.26
% of portfolio below 2°C ITR	50.10	49.29	1.63
% of portfolio below 1.5°C ITR	25.56	22.41	14.06

## SBTi net - zero

	Fund (%)	Benchmark (%)	Difference (%)
SBTi Net-Zero committed	18.91	17.87	5.85
SBTi Near-Term committed	9.86	6.78	45.33
SBTi Near-Term targets set	33.61	41.40	(18.83)

# Fund Engagement

## Engagement definition

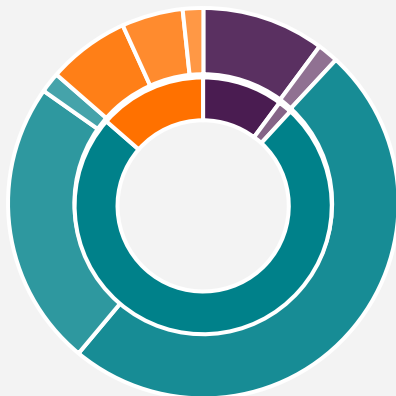
Engagement is active dialogue with investee companies (or other entities). There are two types: engagement for information, which is dialogue as part of investment research or ongoing monitoring, without specific objectives for change, and engagement for change, which is purposeful dialogue to influence positive change, with defined objectives and demonstrable outcomes.

## Engagements

Engagement activity	Fund 3 months	Fund 12 months
Number of entities engaged	28	38
Number of engagements	40	113

This is an estimate. Some engagements at the issuer level may not have been attributed to the specific bond held in the fund, resulting in a lower number of engagement activities.

## Total engagements by theme and topic



Climate	6
Climate - Transition Risk	6
Environment	1
Governance	44
Corporate Governance	29
Remuneration	14
Strategy	1
Social & Financial Inclusion	8
Labour & Human Rights	4
Social & Financial inclusion	3
Just transition	1

The numbers of engagements and themes/topics discussed may differ where a single engagement covers multiple themes/topics.

## Engagement focus

Firm-wide engagement activity is centred around six themes which we have identified in consultation with our clients. These are: climate change; nature and biodiversity; health; governance and corporate culture; social and financial inclusion; innovation, technology and society. Portfolio level engagements are not thematic and are focussed on issues specific to managing the portfolio and meeting the investment objective.

Engagement data represents all engagements undertaken at both firm and portfolio level across Royal London Asset Management, and may not be limited to those undertaken solely for the purpose of managing the fund.



# Fund Engagement

## Engagement outcomes

### MercadoLibre Inc - Multi-thematic

#### Purpose:

The engagement aimed to better understand the sustainability strategy of MercadoLibre, a Latin American e-commerce and fintech company, with a particular focus on workforce development, operational improvements, and leadership transition planning.

#### Outcome:

MercadoLibre demonstrated meaningful progress in its logistics operations since internalising its warehouse workforce in 2019. Employee approval ratings have risen from 63% to 91%, and workplace accidents have decreased by 95%. The company has also introduced structured career development pathways, enabling employees to pursue further education and access advancement opportunities, including fast-track promotions. Additionally, the planned leadership transition from the founder and CEO to an internal successor is being managed as a gradual, strategic shift, ensuring continuity in the company's culture, strategy, and capital allocation.

### Nvidia Corporation - Sustainable AI

#### Purpose:

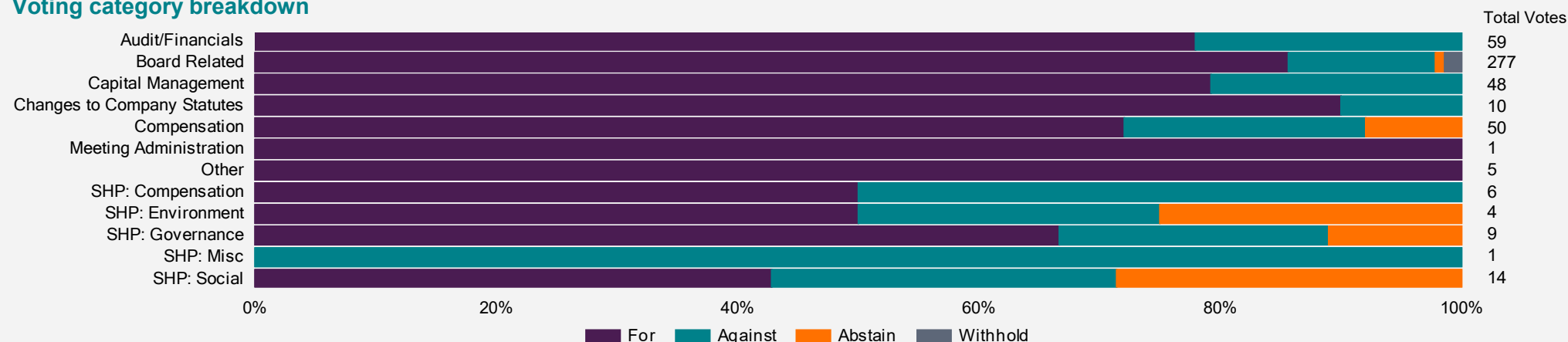
Nvidia, a US accelerated computing company, was engaged to understand its progress in reporting and managing Scope 3 emissions, particularly those linked to the use of sold products, a highly material source of emissions in its value chain.

#### Outcome:

Nvidia reaffirmed its commitment to full Scope 3 reporting in 2026, including Category 11 (use of sold products), and shared updates on collaboration with large customers to improve emissions data and reductions. The company's proposed science-based targets (SBTs) were validated by the Science Based Targets initiative (SBTi), including a Scope 3 intensity target to reduce emissions from GPU product use by 75% per PFLOP by FY2030, relative to a FY2023 baseline. PFLOP (PetaFLOP) is a standard measure of computational performance. The full Scope 3 inventory will cover all relevant categories and include progress against the new targets.

# Fund Voting

## Voting category breakdown



## Notable votes

### Alphabet Inc

Elect Larry Page - against: We have concerns with the nominee's attendance record at board and committee meetings during the year absent a compelling rationale.

Elect John L. Hennessy - against: The nominee serves as chair of the nomination committee, and we have concerns with the company's approach to diversity.

Elect L. John Doerr - against: We do not consider the nominee fully independent due to the length of tenure, and they serve on the Remuneration Committee that lacks sufficient independence, additionally we have concerns over the average length of tenure on the board and balance of independence.

Elect K. Ram Shriram - against: We do not consider the nominee fully independent due to the length of tenure, and we have concerns over the average length of tenure on the board and balance of independence.

Shareholder proposal regarding disclosure related to 2030 climate goals - for: We are supportive of more disclosures in this area.

Shareholder proposal regarding GenAI discrimination - for: Given the significant risks involved, we are supportive of the proponent's request for increased disclosure into this area.

Shareholder proposal regarding human rights impact assessment of AI-driven targeted advertising - for: Although the company has provided some disclosure and has taken some action with respect to the issues raised by the proponent, we believe that an independent review of how the company is managing human rights considerations in its AI-driven targeted advertising would benefit shareholders.

Shareholder proposal regarding alignment of lobbying and policy influence activities with child safety commitments - for: Given the significant risks involved, we are supportive of the proponent's request for increased disclosure into this area.

Shareholder proposal regarding targets on child safety impacts - for: While we consider that the company provides disclosure on efforts to remove content and technology development to assist in this, there continues to be little focus on the risks to the platform and company, along with more proactive rather than reactive efforts to address exploitative content.

# Fund Voting

## Notable votes

### MercadoLibre Inc

Elect Marcos Galperin - against: We oppose the combined Chair and CEO roles and recommend appointing an independent Chair to better serve shareholder interests.

Elect Emiliano Calemzuk - against: We raise concerns over the nominee's leadership on gender diversity and remuneration, given the board's declining gender balance and longstanding pay structure issues.

Executive Compensation - against: We remain concerned about the company's Remuneration framework. Namely, the lack of performance conditions, a cash-based long-term incentive as opposed to shares, and weak shareholding and hedging/pledging policies.

Reincorporation from Delaware to Texas - against: We believe the governance and legal uncertainties in Texas outweigh the operational and cost benefits of re-domestication.

# Market commentary

## Market overview

The second quarter of 2025 was mixed: geopolitical news and US policy contributed to a spike in volatility in many markets, but over the quarter as a whole, major equity markets shook off a weak start to grind into positive territory for the period under review.

The quarter started with 'Liberation day' - the US announced a broad range of materially higher tariffs that it would be imposing on almost all countries it traded with. However, these were rapidly postponed for 90 days, partly due to the adverse market reaction to the announcement. Updates on tariffs and whether these would or would not be implemented for one country or another generally had a more muted impact than that initial shock. Geopolitical factors also added to uncertainty, as Israel and the US launched air strikes on Iran.

Macro uncertainty about tariffs, whether these would be implemented, and if so, what impact these would have on global growth and inflation created a difficult backdrop for monetary policymakers in central banks. The Federal Reserve therefore left rates unchanged, while the European Central Bank remained on its modest rate cutting cycle, trimming rates at its April and June meetings. The Bank of England cut rates at its May meeting, leaving these unchanged in June.

The tariff announcements saw equity market volatility spike to levels last seen during the Covid-19 sell-off. The S&P 500 index recorded its fifth-worst 2-day decline since World War II and even moved into bear market territory over the month (down 20% from its highs). However, since mid-April, stocks have been climbing the wall of worry and rising steadily higher, supported by a 90-day pause to reciprocal tariffs and a US-China trade deal that eased fears of a trade embargo between the world's two largest economies. In local currencies, Emerging markets and US equities were the best performing ones, the former benefitting from a weakening US dollar and the latter as technology stocks recovered. However, in sterling terms, while most markets delivered positive performance European equities were the best performing ones.

## Outlook

Atoms, bytes and genes represent our way of thinking about the evolution of the physical, digital and natural worlds, which constitute everything around us. Ample evidence suggests that trends in these areas will drive growth in the corporate world for many years to come.

We live in an increasingly uncertain environment driven by a changing macroeconomic environment and financial market structure. From a macroeconomic standpoint, the 2010s were a unique period characterised by a stable environment of low growth, low inflation and low interest rates. The pandemic was the trigger to exit this environment; what the new environment is, only time will tell. Meanwhile, financial markets are increasingly driven by passive, algorithmic trading which is creating significant short-term volatility.

Yet, while this environment of increased uncertainty and volatility is confusing a lot of investors, we believe the microeconomic trends are strengthening, and focusing on them makes it easier for us to understand the world.

Over many decades, there's been a strong correlation between innovation and growth. In the last 60 years we've seen the mainframe computer, PC, internet, smartphones and now AI transform the world we live in. Each of these waves of innovation has created significant investment opportunities and risks. In the last 15 years most of the value creation in the global economy has come from the so called Magnificent Seven, large US technology companies which have innovated to create new markets.

This is important as we live in unusually innovative times. AI has the potential to be much more impactful than the internet and is likely to benefit all businesses and consumers. Obesity drugs have the potential to meaningfully enhance the health and wellbeing of a major segment of society, including reducing addiction to harmful substances as well as weight reduction. If innovation drives growth, then there are good reasons to be optimistic.

For a wider view on prospects for the rest of 2025, and how Royal London Asset Management approaches volatile markets, read the thoughts of Piers Hillier, Chief Investment Officer, Mike Fox, Head of Equities, Trevor Greetham, Head of Multi Asset, and Will Nicoll, Head of Fixed Income in our mid-year outlook at [www.rlam.com](http://www.rlam.com)

## Further Information

Please click on the links below for further information:



### Find out more

In an uncertain geopolitical and economic environment, we recognise the importance of keeping our clients updated on our current investment thinking.

Articles, videos, podcasts and webinars giving the latest views of our investment experts can be found in the Our Views section of [www.rlam.com](http://www.rlam.com), including regular updates from our Fixed Income, Global Equity, Sustainable and Multi Asset teams.

# Disclaimers

## Important information

For professional clients only, not suitable for retail clients.

This is a financial promotion and is not investment advice.

Telephone calls and written communications may be recorded and monitored. For further information please see the Privacy Policy at [www.rlam.com](http://www.rlam.com).

Issued in July 2025 by Royal London Asset Management Limited, 80 Fenchurch Street, London EC3M 4BY. Authorised and regulated by the Financial Conduct Authority, firm reference number 141665. A subsidiary of The Royal London Mutual Insurance Society Limited.

### Notice for UK Investors

The Fund is recognised in the UK under the Overseas Fund Regime (OFR) but is not a UK authorised fund and is not authorised by the Financial Conduct Authority (FCA). It is therefore not subject to the same regulatory oversight as UK authorised Funds and is not required to adhere to the UK sustainable investment labelling disclosure requirements. Most of the protections provided by the UK regulatory system, and the compensation under the Financial Services Compensation Scheme, will not be available. Investors are strongly encouraged to seek independent financial advice before making any investment decisions.

The Fund is a sub-fund of Royal London Asset Management Funds plc, an open-ended investment company with variable capital (ICVC), with segregated liability between sub-funds.

Incorporated with limited liability under the laws of Ireland and authorised by the Central Bank of Ireland as a UCITS Fund. It is a recognised scheme under the Financial Services and Markets Act 2000.

The Management Company is FundRock Management Company SA, Registered office: Airport Center Building, 5 Heienhaff, L-1736 Senningerberg, Luxembourg and is authorised and regulated by the Commission de Surveillance du Secteur Financier (CSSF).

The Investment Manager is Royal London Asset Management Limited.

The Prospectus and Key Investor Information Document (KIID) are available in English via the relevant Fund Information page on [www.rlam.com](http://www.rlam.com). A summary of investor rights is also available in English, and can be accessed at [www.rlam.com/uk/policies-and-regulatory](http://www.rlam.com/uk/policies-and-regulatory)

RLAM may terminate the arrangements made for marketing of the fund pursuant to Article 93a of Directive 2009/65/EC.

For more information on the Fund or the risks of investing, please refer to the Prospectus or Key Investor Information Document (KIID), available via the relevant Fund Information page on [www.rlam.com](http://www.rlam.com).

MSCI indexes and data are the intellectual property of MSCI Inc. MSCI has no liability to any person for any loss, damage, cost, or expense suffered as a result of any use of or reliance on any of the information.

# Risks and Warnings

## Investment risk

The value of investments and any income from them may go down as well as up and is not guaranteed. Investors may not get back the amount invested.

## Concentration risk

The price of Funds that invest in a reduced number of holdings, sectors, or geographical areas may be more heavily affected by events that influence the stockmarket and therefore more volatile.

## EPM techniques risk

The Fund may engage in EPM techniques including holdings of derivative instruments. Whilst intended to reduce risk, the use of these instruments may expose the Fund to increased price volatility.

## Exchange rate risk

Changes in currency exchange rates may affect the value of your investment.

## Liquidity risk

In difficult market conditions the value of certain fund investments may be difficult to value and harder to sell, or sell at a fair price, resulting in unpredictable falls in the value of your holding.

## Emerging markets risk

Investing in Emerging Markets may provide the potential for greater rewards but carries greater risk due to the possibility of high volatility, low liquidity, currency fluctuations, the adverse effect of social, political and economic instability, weak supervisory structures and accounting standards.

## Counterparty risk

The insolvency of any institutions providing services such as safekeeping of assets or acting as counterparty to derivatives or other instruments, may expose the Fund to financial loss.

## Responsible investment risk

The Fund can only invest in holdings that demonstrate compliance with certain sustainable indicators or ESG characteristics. This reduces the number securities in which the Fund can invest and there may as a result be occasions where it forgoes more strongly performing investment opportunities, potentially underperforming non-sustainable funds.

## Derivative risk

Derivatives are highly sensitive to changes in the value of the underlying asset which can increase both Fund losses and gains. The impact to the Fund can be greater where they are used in an extensive or complex manner, where the Fund could lose significantly more than the amount invested in derivatives.

# Performance to 30 June 2025

## Cumulative (%)

	3 Month	6 Month	1 Year	3 Years	Since Inception	3 Years (p.a.)	Since Inception (p.a.)
<b>Fund (gross)</b>	17.02	12.68	13.16	71.10	31.32	19.61	7.11
<b>Fund (net)</b>	16.79	12.22	12.23	66.95	27.10	18.61	6.23

## Annualised (%)

## Year on year performance (%)

	30/06/2024 - 30/06/2025	30/06/2023 - 30/06/2024	30/06/2022 - 30/06/2023	30/06/2021 - 30/06/2022	30/06/2020 - 30/06/2021
<b>Fund (gross)</b>	13.16	20.18	25.82	-	-
<b>Fund (net)</b>	12.23	19.20	24.80	-	-

Past performance is not a guide to future performance. The impact of fees or other charges including tax, where applicable, can be material on the performance of your investment.

Source: RLAM as at 30 June 2025. All figures are mid-price to mid-price for the Royal London Global Sustainable Equity Fund (IRL) M Acc USD share class. Since inception date 13 July 2021.



# Glossary

## Carbon footprint

Exposure to high emitters in the portfolio, expressed in tCO<sub>2</sub>e/\$M invested. Financed emissions are divided by the portfolio value, the same approach for listed companies and private issuers is applied in this metric.

## ESG Integration

The consideration of environmental, social and governance (ESG) risk as part of the investment process. ESG integration does not mean the fund is trying to achieve a particular positive ESG outcome. Please check prospectus documentation for details on specific fund-level objectives.

## Exclusions

Explicitly prohibits investing in a particular company, sector, business activity, country or region.

## Financed emissions

The emissions from activities in the real economy that are financed through lending and investment portfolios, expressed in tCO<sub>2</sub>e. Emissions are attributed to a portfolio based on the portion of the company's value the portfolio holds, and using different accounting values for public and private corporates. We provide financed emissions for scope 1 and 2 emissions.

## Fund restrictions definitions

**Adult Entertainment:** Companies which own or produce adult entertainment services, or engage in the distribution or sale of adult entertainment services.

**Alcohol:** Companies which have involvement in brewing, distillation or sale of alcoholic drinks.

**Animal Welfare:** Companies that conduct animal testing (other than for purposes of human or animal health and/or where it is required by law or regulation).

**Armaments:** Companies who manufacture armaments or nuclear weapons or associated products.

**Controversial Weapons:** Weapons which have an indiscriminate and disproportional impact on civilians or weapons that are illegal and prohibited by international conventions and treaties.

**Fossil Fuels:** Companies involved in the exploration, extraction or refining of oil, or gas, or coal, plus any activity relating to thermal coal.

**Gambling:** Companies who promote irresponsible gambling which includes betting shops, casinos or amusement arcades.

**High Environmental Impact:** Companies which have a high environmental impact, and which have 'no evidence' of appropriate environmental management systems.

**Human Rights Risks:** Companies with a strategic presence operating in countries of concern and which have 'no evidence' of policies or systems to manage human rights risks.

**Nuclear Power:** Companies who generate energy from Nuclear Power.

**Nuclear Weapons:** Companies that manufacture, nuclear; or are involved in the production of intended-use parts, whole weapons systems, or exclusive delivery platforms.

**Tobacco:** Companies which are growing, processing or selling tobacco products.

## Fund value

Total value of the fund as of the last business day of the calendar month. The fund value is as at close of business and on a mid-price basis.

## Implied temperature rise (ITR)

ITR aims to measure the global warming outcome from the emissions trajectory of a company, if the whole economy followed the same trajectory.

## Number of holdings

Total number of unique holdings of the Fund excluding cash, currency and derivatives.

## Performance

Performance is calculated using the daily end of day NAV per share produced by HSBC based on the mid price.

## Promotes environmental or social factors

An ESG Fund promotes, among other characteristics, environmental or social characteristics, or a combination of those characteristics, provided that the companies in which the investments are made follow good governance practices.

## SBTi

The Science-Based Targets initiative is a consortium of organisations that set up the definition and promotion of science-based target setting.

## Sector weights

Breakdown of holdings by GICS (Global Industry Classification Standard) sector relative to the benchmark index.

# Glossary

## Sustainable fund objective

A product that has sustainable investment or a reduction in carbon emissions as its objective.

## Top 10 holdings

Top 10 assets held by market value, excluding derivatives and cash.

## Weighted Average Carbon Intensity (WACI)

Portfolio's exposure to carbon-intensive companies, expressed in tCO<sub>2</sub>e / \$M revenue. Scope 1 and scope 2 GHG emissions are divided by companies revenues, then multiplied based on portfolio weights (the current value of the investment relative to the current portfolio value). The WACI is calculated as a weighted average sum of the holdings with carbon intensity coverage.