

For professional clients only, not suitable for retail clients. This is a marketing communication.



RLPPC Climate Aware Buy and Maintain Credit Fund

Quarterly Investment Report

31 December 2025

Quarterly Report

The fund as at 31 December 2025

The purpose of this report is to provide an update on the RLPPC Climate Aware Buy and Maintain Credit Fund. The report has been produced by Royal London Asset Management. The report starts with a summary dashboard showing key information about the fund. A glossary is located at the end of the report covering the description of some of the more technical terms used within the report. All data is as at the report date unless otherwise stated.

Contents

The fund	3
Performance and activity	4
Fund breakdown	6
Credit ratings	7
ESG	8
Market commentary	11
Further information	12
Disclaimers	13
Performance net and gross	15
Glossary	16

The fund

Fund performance objective and benchmark

The fund will aim to provide excess income (relative to equivalent UK Government Bonds) over the life of the fund. The RLPPC Enhanced Buy & Maintain Credit Fund aims to achieve an initial credit spread of 1.3-1.6% in excess of gilt yields within an acceptable risk framework. The fund invests predominantly in investment grade bonds. It may also invest in sub-investment grade bonds. The portfolio will be managed with a constant duration of between 8-10 years.

Reference index: There is no benchmark for this fund. The iBoxx Sterling Non-Gilt All Maturities index has been used in this report for reference purposes only.

Fund value

	Total £m
31 December 2025	70.81

Asset allocation

	Fund (%)	Benchmark (%)
Conventional credit bonds	99.72	99.37
Conventional gilts	0.28	-
Conventional foreign sovereigns	-	0.63

Fund analytics

	Fund	Benchmark
Fund launch date	16 January 2017	
Fund base currency	GBP	
Duration (years)	6.02	5.42
Redemption yield (%)	5.80	4.88
Credit spread (%)	166.76	77.07
Number of holdings	158	1,191
Number of issuers	130	475

Performance and activity

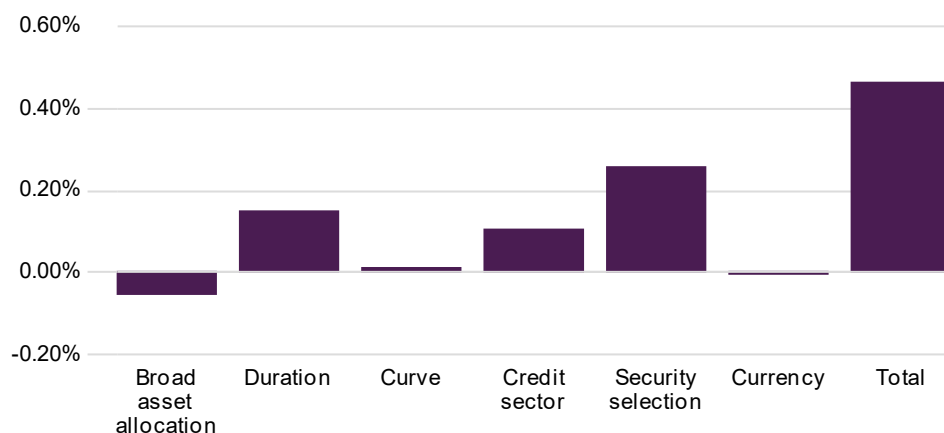
Performance

	Fund (%)	Reference index (%)	Relative (%)
Quarter	3.53	2.58	0.95
1 Year	8.64	6.90	1.74
3 Years (p.a.)	7.29	5.69	1.60
5 Years (p.a.)	(0.44)	(1.20)	0.76
Since inception (p.a.)	2.30	1.52	0.78

Past performance is not a guarantee or reliable indicator of future returns. The impact of fees or other charges, including tax, where applicable, can be material on the performance of your investment. The impact of fees reduces your investment. Please refer to the Glossary for the basis of calculation and impact of fees. Performance and since inception date based on I Inc GBP. Source: Royal London Asset Management; Gross performance; Since inception date of the share class is 16 January 2017.

Please note that with effect from 1 December 2025 the fund name changed from RLPPC Enhanced Buy and Maintain Credit Fund to RLPPC Climate Aware Buy and Maintain Credit Fund

Attribution over the quarter



Performance commentary

The fourth quarter saw positive returns from sterling credit investment grade markets (iBoxx). Against this, the portfolio also saw positive returns and looking at performance in the context of wider sterling credit markets, using the iBoxx Sterling Non-Gilt index as a reference, the portfolio outperformed.

The portfolio has a duration position that is longer than the wider market as part of its objective, and this was a modest positive for returns relative to the market. Sector selection was also positive for the portfolio. Our bias towards structured bonds was helpful as the sector performed strongly, as was our longstanding underweight in supranational bonds. The lower perceived risk of the supranational sector contributed to it lagging the wider market.

Stock selection effects were positive during the quarter. This was particularly noticeable within our insurance sector holdings, particularly bonds from Aviva and M&G. Our core holdings in social housing bonds showed positive performance across our funds, especially Poplar Harca and Green Square Accord.

Performance and activity

Top 10 holdings

	Weighting (%)
HSBC BANK FUNDING STERLING LP 5.844 31 Dec 2079	2.08
BRITISH LAND CO PLC 5.264 24 Sep 2035	2.06
TRAFFORD CENTRE FINANCE LTD A3 3.7254 28 Jul 2038	1.94
ELECTRICITE DE FRANCE SA 6 23 Jan 2114	1.93
POPLAR HARCA CAPITAL PLC 4.843 30 Sep 2043	1.85
MEADF_06 4.986 12 Jan 2032	1.80
AGPLN_02 5.661 30 Jun 2031	1.54
SW (FINANCE) I PLC 7.375 12 Dec 2041	1.37
WSTSTR_2 1.642 04 Aug 2026	1.34
ERF_3 A2 5.05 26 Apr 2033	1.34
Total	17.25

Fund activity

New issue activity levels were modest during the quarter, more elevated in October and November before easing into year end. Overall issuance for 2025 compared to 2024 was higher in gross terms, and the fourth quarter continued to present opportunities in new issue markets as well as taking advantage of secondary market liquidity.

Banks and financials continued to be a major part of new issue markets. While broad valuations look less attractive after two years of strong performance, we continue to find attractive opportunities. Examples over the quarter included senior bonds from Commerzbank – which is not a major issuer in the sterling market and therefore offered an attractive spread and diversification benefits. We also added senior new issues from Dutch banking giant ING and a subordinated new issue from international healthcare provider BUPA at a very attractive spread.

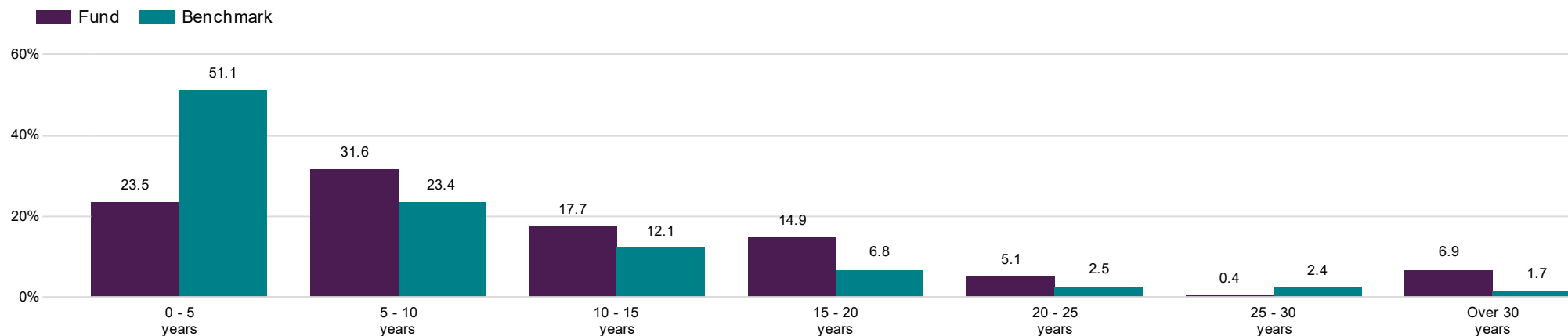
With overall market levels tighter after a strong 2025, we have looked at areas that would usually be seen as offering lower value. An example in the government guaranteed area was Saltaire Finance, a special purpose vehicle, which was established in connection with the management and delivery of the UK's Affordable Homes Guarantee Scheme. The bonds were issued to help fund the development of affordable homes and came to market at an attractive level given market levels and very low credit risk given the UK Government guarantee.

Structured bonds remain a key exposure for the portfolio. With overall credit spreads tightening over the year, we were happy to take advantage of new issue opportunities to add secured bonds that often offered more attractive spreads than similar unsecured bonds. During the quarter, we added Vantage Data Centers, a securitisation of real estate and tenant lease payments from two operating wholesale data centres in Newport. This deal offered an attractive loan to value (LTV), has highly rated tenants, and pays an attractive credit spread – notably higher than unsecured bonds from large technology companies. We also added AAA rated floating rate bonds from DBMS, a logistics CMBS backed by 64 properties across the UK with a diversified tenant base, that came to market at spread of 128bps over SONIA.

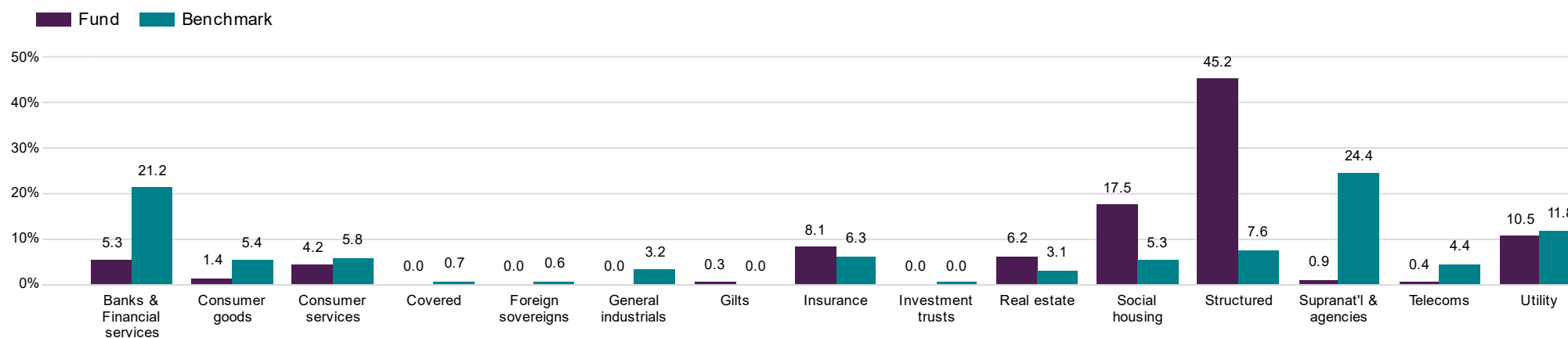
We will always look to switches to enhance spread or reduce risk, and we found opportunities to move from unsecured to secured bonds during the quarter. An example of this was selling Places for People 2032 bonds into 2040 Aspire Defence bonds. Social housing bonds have performed well and this switch moved took profits on unsecured bonds from social housing provider Places for People and reinvested in Aspire, who are delivering new and improved accommodation for British troops, predominantly in the south of the UK. The Aspire bonds are secured, and with the switch effected with little change in spread, this switch increased security with minimal impact on return.

Fund breakdown

Maturity profile



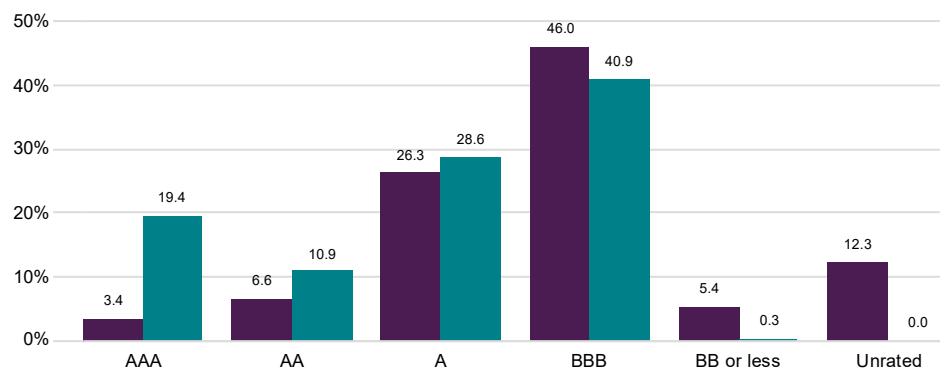
Sector breakdown



Credit ratings

Credit ratings

■ Fund
 ■ Benchmark



Downgrades

The table below details directly held credit bonds downgraded from investment grade to sub-investment grade based on the RLAM composite rating during the quarter.

Asset description	Current Rating	Previous Rating
No downgrades this quarter		

Upgrades

The table below details directly held credit bonds upgraded from investment grade to sub-investment grade based on the RLAM composite rating during the quarter.

Asset description	Current Rating	Previous Rating
No upgrades this quarter		

Fund Engagement

Engagement definition

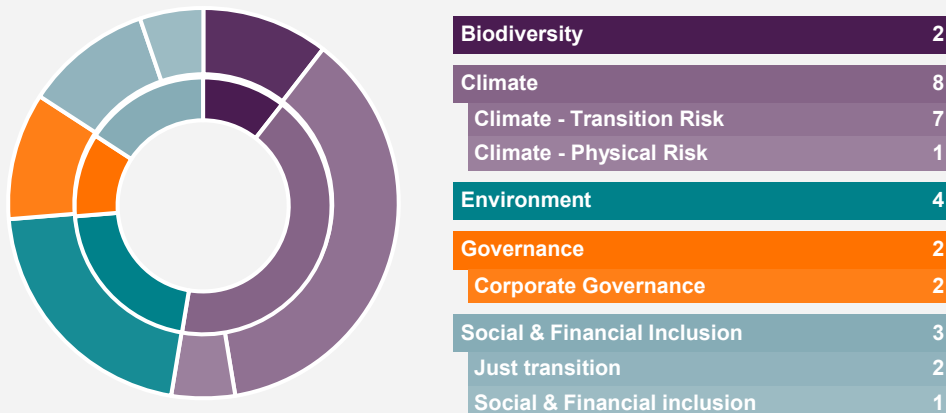
Engagement is active dialogue with investee companies (or other entities). There are two types: engagement for information, which is dialogue as part of investment research or ongoing monitoring, without specific objectives for change, and engagement for change, which is purposeful dialogue to influence positive change, with defined objectives and demonstrable outcomes.

Engagements

Engagement activity	Fund 3 months	Fund 12 months
Number of entities engaged	10	15
Number of engagements	14	38

This is an estimate. Some engagements at the issuer level may not have been attributed to the specific bond held in the fund, resulting in a lower number of engagement activities.

Total engagements by theme and topic



The numbers of engagements and themes/topics discussed may differ where a single engagement covers multiple themes/topics.

Engagement focus

Firm-wide engagement activity is centred around six themes which we have identified in consultation with our clients. These are: climate change; nature and biodiversity; health; governance and corporate culture; social and financial inclusion; innovation, technology and society. Portfolio level engagements are not thematic and are focussed on issues specific to managing the portfolio and meeting the investment objective.

Engagement data represents all engagements undertaken at both firm and portfolio level across Royal London Asset Management, and may not be limited to those undertaken solely for the purpose of managing the fund.

Fund Engagement

Engagement outcomes

HSBC Holdings plc – Just Transition

Purpose:

HSBC Holdings plc, a global bank, was engaged as part of our long-running engagement with banks on just transition, seeking for it to integrate social considerations into its Net Zero transition plan.

Outcome:

HSBC is updating its Net Zero transition plan and benchmarking peers to improve just transition disclosures. The bank recognised deficiencies in managing climate-related human rights risks and sector-specific social impacts, but emphasised ongoing measures, such as the implementation of enhanced vulnerability standards and various financial inclusion initiatives. HSBC emphasised challenges in retrofitting liability and Use of Proceed loans in the retail mortgage market. Following our meeting, we will review our draft assessment and share it with the bank to encourage improved disclosure and integration of social considerations.

Lloyds Banking Group plc – Just Transition

Purpose:

Lloyds Banking Group plc (Lloyds), a UK-based financial institution, was engaged as part of our long-running engagement with banks on just transition. We sought the integration of social considerations into the company's decarbonisation strategy.

Outcome:

Lloyds continues to integrate just transition across its strategy, committing £1 billion to its Regional Impact Fund to address regional inequality and drive inclusive economic growth. The bank showcased partnerships with the North East Combined Authority and Office of Investment to channel private investment into green infrastructure. It also expanded its 'Eco Home Reward' scheme, offering up to £2,000 cashback for energy efficiency measures, returning over £2 million to customers in 2025. Lloyds is working with Octopus Energy to reduce heat pump installation wait times and exploring property-linked financing. Before implementing mortgage policy changes, Lloyds conducted analysis to ensure alignment with just transition principles. We will continue this engagement to monitor disclosure improvements.

Fund Engagement

Engagement outcomes

Yorkshire Water – Environment

Purpose:

Yorkshire Water, a UK water utility, was engaged to assess its climate resilience and pollution control strategies.

Outcome:

Yorkshire Water is investing £1.5 billion to upgrade storm overflow systems and implement nature-based solutions such as wetlands and tree planting to improve water quality and biodiversity. The company is also deploying ~20,000 sewer monitors and intelligent pumps to prevent failures, supported by a broader digital transformation programme and investment in green skills for its workforce. On financing, Yorkshire Water is focusing on inflation-linked debt and reducing gearing (a measure of financial leverage) to maintain stability. We will continue engagement to monitor progress on biodiversity initiatives and resilience disclosures.

Market commentary

Market overview

Markets were focused on the US during the fourth quarter, with rate cuts from the Federal Reserve bookending the longest US Federal Government shutdown in history. The decision was accompanied by language suggesting a pause after three cuts in the final four months of 2025. In the euro zone, the European Central Bank left rates unchanged – with inflation concerns causing reluctance to cut further after four cuts in the first half of 2025. The Bank of England (BoE) cut rates from 4% to 3.75%, the sixth cut since mid-2024 from the recent peak of 5.25%. The BoE noted that inflation was still a concern (reflected in a 5-4 vote) but concerns over downside risks included unemployment edging to its highest rate since the Covid pandemic.

Risk assets closed the year strongly – the third consecutive year of double digit returns for equities. After the sharp fall in the wake of the Trump tariff announcement in early April, global equity markets generally ground higher, including during the fourth quarter, helped by ongoing optimism over AI as well as supportive corporate earnings. For the year as a whole, there was strong performance from all major markets – the US, Europe, UK and Japan – with the US lagging in common currency terms after the US dollar weakened significantly.

Government bond yields were mixed, with US and German government bond yields edging higher, while UK yields moved lower on hopes that the November budget announcement would be gilt-friendly. Gilts rallied as Budget news broke but the initial volatility was absorbed during the course of the day, with expected tax hikes backloaded and some action to curb short-term inflation announced.

Benchmark 10-year gilt yields fell from 4.70% to end at 4.55%, meanwhile UK 30-year gilt yields took a step back from their highest levels in almost 30 years seen in the summer. In the US, 10-year treasury yields rose slightly to 4.14% from 4.13% at the end of September but seen volatility in the interim. The German 10-year bund yield was 2.82% at the end of the fourth quarter, rising from 2.67% three months prior.

The sterling investment grade credit market (iBoxx non-gilt index) returned 2.58% over the period under review. Gilts outperformed credit over the quarter, helped by the longer duration of this market in a quarter where UK government bond yields edged lower. The average sterling investment grade credit spread (the average extra yield available from non-gilt bonds compared with government debt of equal maturity) was relatively unchanged over the period. Spreads began and ended the quarter at 0.77% (iBoxx), compared to the narrowing of spreads seen during the second and third quarters after the widening seen in the first quarter. Sector returns were generally positive, led by banks, insurance and structured bonds.

Outlook

Sterling credit markets have shown remarkable resilience in 2025, weathering external noise and tightening spreads. Despite elevated interest rates and persistent volatility, sterling investment grade credit provided strong returns in 2025. Many of the same uncertainties we were looking at 12 months ago remain in place today – along with some new ones: US policies on tariffs, a new Fed chair and engagement on conflicts such as Gaza and Ukraine remain unpredictable; global inflation is falling but not as fast as economists would like; more central bank rate cuts are expected but there is little consensus around the quantum of these; vast amounts of money are being poured into AI with little attention on the return on that capital.

Sterling credit spreads have continued to tighten through 2025 and are now at levels last seen before the Global Financial Crisis. We see this as logical: defaults are low, company balance sheets are generally healthy, and investors have been buying credit because of attractive yields. At a fundamental level, we still believe that credit spreads over-compensate investors for default risk, and that the all-in yield on sterling credit remains attractive. Furthermore, we continue to find attractive investment opportunities, partly through the new issue market but also by focusing on exploiting market inefficiencies. By focusing on bottom-up analysis, we continue to build overall portfolios that we believe offer attractive risk / return profiles with above-market yields.

While near-term absolute performance is likely to be heavily influenced by movements in the yields of underlying government bond markets, we expect relative performance to continue to be meaningfully influenced by the comparative exposure to supranational bonds and to more economically sensitive or cyclical industrial and consumer sectors. However, we believe that continued emphasis on diversification and our bias towards secured and collateralised debt to help mitigate default risk, as well as our focus on income, will continue to support returns as has been the case through the present environment of volatile yields.

We remain confident that we can further achieve an attractive credit spread in our buy & maintain portfolios, as we look to exploit market inefficiencies, with long-standing belief such as the undervaluing of security now augmented by newer inefficiencies such as the 'mechanised' approaches used by annuity providers, Exchange Traded Funds and passive funds that treat credit as a homogenous commodity area, buying in a relatively price insensitive manner. Experience suggests that the more credit is treated as a commoditised asset class, the greater the level of inefficiencies that an active manager can exploit.

Further Information

Please click on the links below for further information:



Find out more

In an uncertain geopolitical and economic environment, we recognise the importance of keeping our clients updated on our current investment thinking.

Articles, videos, podcasts and webinars giving the latest views of our investment experts can be found in the Our Views section of www.rlam.com, including regular updates from our Fixed Income, Global Equity, Sustainable and Multi Asset teams.

Disclaimers

Important information

For professional clients only, not suitable for retail clients.

This is a financial promotion and is not investment advice.

Telephone calls and written communications may be recorded and monitored. For further information please see the Privacy Policy at www.rlam.com.

Issued in January 2026 by Royal London Asset Management Limited, 80 Fenchurch Street, London EC3M 4BY. Authorised and regulated by the Financial Conduct Authority, firm reference number 141665. A subsidiary of The Royal London Mutual Insurance Society Limited.

The Royal London Mutual Insurance Society Limited is authorised by the Prudential Regulation Authority and regulated by the Financial Conduct Authority and the Prudential Regulation Authority. Registered in England and Wales number 99064. Registered Office: 80 Fenchurch Street London, EC3M 4BY. The Royal London Mutual Insurance Society Limited is authorised by the Prudential Regulation Authority in the UK.

Royal London Asset Management Limited is authorised and regulated by the Financial Conduct Authority. Registered in England and Wales number 2244297

iBoxx indexes and data are an intellectual property of Markit North America, Inc., Markit Indices GmbH, Markit Equities Limited and/or its affiliates iBoxx and has been licensed for use in connection with the fund (or other investment vehicle) or securities referenced herein.

The Index provided by IHS Markit is subject to disclaimer currently available here (and as updated by IHS Markit from time to time): <https://ihsmarkit.com/Legal/disclaimers.html> and/or in the prospectus for the Fund.

Risks and Warnings

General risks

The degree of investment risk depends on the fund you choose.

The prices of units can go down as well as up.

The return from your investment is not guaranteed; therefore, you may get back less or more than shown in the illustrations.

You may not get back the amount that you originally invested.

Past performance is not a guide to future return.

Inflation may, over time, reduce the value of your investments in real terms.

There may be a variation in performance between funds with similar objectives owing to the different assets selected.

Funds aiming for relatively high performance can incur greater risk than those adopting a more standard investment approach.

The use of derivatives in pursuit of a fund's objective may cause its risk profile to change and this may be material.

Fixed interest security risk

Fixed interest securities are particularly affected by trends in interest rates and inflation. If interest rates go up, the value of capital may fall, and vice versa. Inflation will also decrease the real value of capital. Unlike the income from a single fixed interest security, the level of income (yield) from a fund is not fixed and may go up and down. Bond yields (and as a consequence bond prices) are determined by market perception as to the appropriate level of yields given the economic background. Key determinants include economic growth prospects, inflation, the government's fiscal position, short-term interest rates and international market comparisons. The returns from bonds are fixed as at the time of purchase. Therefore the fixed coupon payable and the final redemption proceeds are known at the outset. This means that if a bond is held until its redemption date, the total return that could be expected is unaltered from its purchase date, subject to counterparty default (see 'Credit risk' below). However, over the life of a bond, the yield priced by the market (as opposed to actual fixed coupons payable) at any given time will depend on the market environment at that time. Therefore, a bond sold before its redemption date is likely to have a different price to its purchase price and a profit or loss may be incurred.

Credit risk

The value of a fixed interest security will fall in the event of the default or reduced credit rating of the issuer. Generally, the higher the rate of interest, the higher the perceived credit risk of the issuer. This fund may invest a percentage of its assets in sub-investment grade bonds. Such bonds have characteristics which may result in higher probability of default than investment grade bonds and therefore higher risk.

Overseas markets risk

Funds investing in overseas securities are exposed to, and can hold, currencies other than Sterling. As a result, overseas investments may be affected by the rise and fall in exchange rates.

Derivatives risk for efficient portfolio management

Derivatives may be used by this Fund for the purpose of efficient portfolio management. This restricts the use of derivatives to the reduction of risk and the reduction of cost. Such transactions must be economically appropriate and the exposure fully covered.

Derivatives risk for investment purposes

This fund may undertake transactions in derivatives and forward transactions (both on exchange and over the counter (OTC)). These may include interest rate swaps and interest rate futures for the purposes of meeting the investment objective, protecting the risk to capital, duration and credit management, as well as for hedging. While the discerning use of derivatives can be beneficial, derivatives also involve specific risks. These risks relate specifically to market risk, management risk, credit risk, liquidity risk, the risk of mispricing or improper valuation of derivatives and the risk that derivatives may not correlate perfectly with underlying assets, interest rates and indices. The use of derivative instruments may from time to time alter the economic exposure of the fund causing it to deviate significantly from the performance of the market as a whole. The use of these derivatives will be within the parameters allowed for linked funds by the Financial Conduct Authority and Prudential Regulation Authority.

Performance to 31 December 2025

Cumulative (%)

	3 Month	6 Month	1 Year	3 Years	5 Years	3 Years (p.a.)	5 Years (p.a.)
Fund (gross)	3.53	4.60	8.64	23.52	(2.18)	7.29	(0.44)
Fund (net)	3.47	4.49	8.40	22.70	(3.25)	7.05	(0.66)

Annualised (%)

Please note that with effect from 1 December 2025 the fund name changed from RLPPC Enhanced Buy and Maintain Credit Fund to RLPPC Climate Aware Buy and Maintain Credit Fund

Year on year performance (%)

	31/12/2024 - 31/12/2025	31/12/2023 - 31/12/2024	31/12/2022 - 31/12/2023	31/12/2021 - 31/12/2022	31/12/2020 - 31/12/2021
Fund (gross)	8.64	3.11	10.27	(19.68)	(1.40)
Fund (net)	8.40	2.88	10.03	(19.86)	(1.61)

Past performance is not a guarantee or reliable indicator of future returns. The impact of fees or other charges, including tax, where applicable, can be material on the performance of your investment. The impact of fees reduces your investment.

Source: RLAM as at 31 December 2025. All figures are mid-price to mid-price for the RLPPC Climate Aware Buy and Maintain Credit Fund I Inc GBP share class.

Glossary

Asset allocation

Breakdown of the assets by asset classes. Based on RLAM asset classification scheme.

Credit ratings

Credit ratings are based on RLAM composite ratings which uses a hierarchy of S&P, Moody's and then the Fitch rating.

Credit spread

Credit spread is the difference in yield between two debt securities of the same maturity but different credit quality.

Duration

Measure of sensitivity of a Fixed Income instrument to changes in interest rates, indicating the potential impact of interest rate fluctuations on the value of the investment.

Fund analytics

All figures exclude cash. Credit bonds include non-sterling bonds and CDs where held within the fund or benchmark. This is applicable to the following sections: fund Asset Allocation, Duration, Yield curve, Sector breakdown, Financial holdings, Credit ratings.

Number of holdings

Total number of unique holdings of the Fund excluding cash, currency and derivatives.

Number of issuers

Number of unique issuers of all assets held by the Fund, excluding cash, currency and derivatives.

Performance

Fund performance is based on close of business prices.

Pricing

The Fund's price will swing to bid or offer to protect existing investors from the costs associated with buying or selling the fund's underlying assets when other investors are entering or leaving the fund. Performance is based on this pricing.

Rating changes - downgrades

Directly held credit bonds downgraded from investment grade to sub-investment grade based on the RLAM composite rating during the quarter.

Rating changes - upgrades

Directly held credit bonds upgraded from sub-investment grade to investment grade based on the RLAM composite rating during the quarter.

Redemption yield

The weighted average rate of discount at which the future obligations of interest and capital payments of each of the fund's holdings equates to its current price, gross of relevant fund management costs and gross of tax.

Rolling 3-year period

A rolling 3-year period is any period of three years, no matter which day you start on.

Sector breakdown

Breakdown of the fixed income assets, excluding derivatives and cash by RLAM's internal industry sector classification scheme. Figures are subject to rounding.