

For professional clients only, not suitable for retail clients. This is a marketing communication.



Royal London Corporate Bond Monthly Income Trust

Quarterly Investment Report

31 December 2025



Quarterly Report

The fund as at 31 December 2025

The purpose of this report is to provide an update on the Royal London Corporate Bond Monthly Income Trust. The report has been produced by Royal London Asset Management. The report starts with a summary dashboard showing key information about the fund. A glossary is located at the end of the report covering the description of some of the more technical terms used within the report. All data is as at the report date unless otherwise stated.

Contents

The fund	3
Performance and activity	4
Fund breakdown	6
ESG	8
Market commentary	11
Further information	12
Disclaimers	13
Performance net and gross	15
Glossary	16

The fund

Fund performance objective and benchmark

The Fund's investment objective is to achieve a consistent monthly income with capital growth over the medium term (3-5 years) by investing at least 80% in sterling-denominated corporate bonds. The Fund is actively managed. Both the iBoxx £ Non-Gilts (Total Return, GBP) Index (the "Index") and the IA Sterling Corporate Bond Sector are considered appropriate benchmarks for performance comparison. The Index is regarded as a good measure of the performance of corporate bonds valued in sterling. This is considered an appropriate benchmark for performance comparison, as many of the Scheme's potential investments will predominantly be included in the Index.

Fund value

	Total £m
31 December 2025	181.23

Asset allocation

	Fund (%)	Benchmark (%)
Conventional credit bonds	97.23	99.37
Index linked credit bonds	1.33	-
Conventional gilts	1.17	-
Conventional foreign sovereigns	0.27	0.63

Fund analytics

	Fund	Benchmark
Fund launch date	29 September 2003	
Fund base currency	GBP	
Benchmark	iBoxx £ Non-Gilts (Total Return, GBP)	
Duration (years)	5.81	5.45
Redemption yield (%)	5.55	4.88
Number of holdings	258	1,191
Number of issuers	191	475

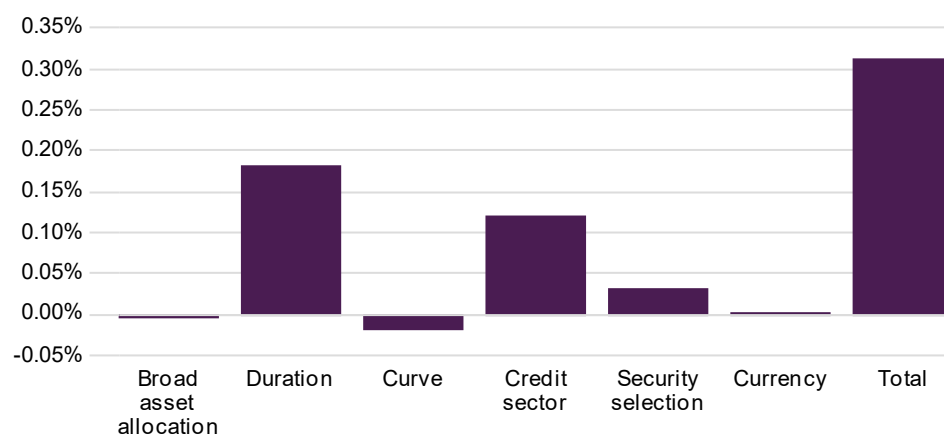
Performance and activity

Performance

	Fund (%)	Benchmark (%)	Relative (%)
Quarter	3.00	2.58	0.43
1 Year	8.74	6.90	1.84
3 Years (p.a.)	8.00	5.69	2.31
5 Years (p.a.)	1.16	(1.20)	2.36
10 Years (p.a.)	3.80	2.34	1.46
Since inception (p.a.)	4.22	4.01	0.21

Past performance is not a guarantee or reliable indicator of future returns. The impact of fees or other charges, including tax, where applicable, can be material on the performance of your investment. The impact of fees reduces your investment. Please refer to the Glossary for the basis of calculation and impact of fees. Performance and since inception date based on A Inc GBP. Source: Royal London Asset Management; Gross performance; Since inception date of the share class is 29 September 2003.

Attribution over the quarter



Performance commentary

The fourth quarter saw positive returns from sterling credit investment grade markets (iBoxx). Against this, the portfolio outperformed the index. Performance was comfortably ahead of the index for 2025 as a whole.

Duration was a positive story for the fourth quarter. We remain focused on bottom-up credit selection, rather than taking positions based on overall market yield levels. While our government bond strategies have also been long duration, our positioning is more a function of the attractive opportunities in mid and longer-dated bonds rather than a view on yields. This was positive over the quarter.

Sector positioning was positive over the quarter. Our bias towards insurance bonds was helpful as the sector performed strongly, as was our exposure to the structured sector. Our longstanding underweight in supranational bonds also helped performance as the lower perceived risk of the supranational sector contributed to it again lagging the wider market.

Stock selection effects were positive during the quarter. This was particularly noticeable within our banking and financials sector holdings, where lower tier 2 bonds outperformed. Examples include our picks in BBVA, BPCE and Credit Agricole bonds. Insurance stock selection was also helpful. Again, lower tier 2 bonds were the strong performers over the quarter, particularly bonds from Aviva and M&G. Our core holdings in social housing bonds showed positive performance across our funds, especially Poplar Harca and Green Square Accord.

Performance and activity

Top 10 holdings

	Weighting (%)
BRITISH LAND CO PLC 5.264 24 Sep 2035	1.49
FFRESH_1 8.369 04 Oct 2058	1.38
UK CONV GILT 4.375 31 Jul 2054	1.16
TESCO PROPERTY FINANCE 4 PLC 5.8006 13 Oct 2040	1.13
HARB_03-08 5.28 31 Mar 2044	1.12
HSBC BANK FUNDING STERLING LP 5.844 31 Dec 2079	1.12
ELECTRICITE DE FRANCE SA 6 23 Jan 2114	1.11
CO-OPERATIVE BANK FINANCE PLC 9.5 24 May 2028	1.10
NATIONWIDE BUILDING SOCIETY 5.532 13 Jan 2033	1.06
PRS FINANCE PLC 2 23 Jan 2029	1.05
Total	11.72

Fund activity

Banks and financials remain the largest part of the index. Our portfolios have a long-standing high level of exposure to the sector as we believed that credit spreads looked very attractive for the risk taken. Following two years of outperformance, the overall valuation picture looks less compelling than it did, leading to lower exposure over time.

However, we continue to find attractive opportunities. Examples over the quarter included senior bonds from Commerzbank – which is not a major issuer in the sterling market and therefore offered an attractive spread and diversification benefits. We also added senior new issues from Dutch banking giant ING.

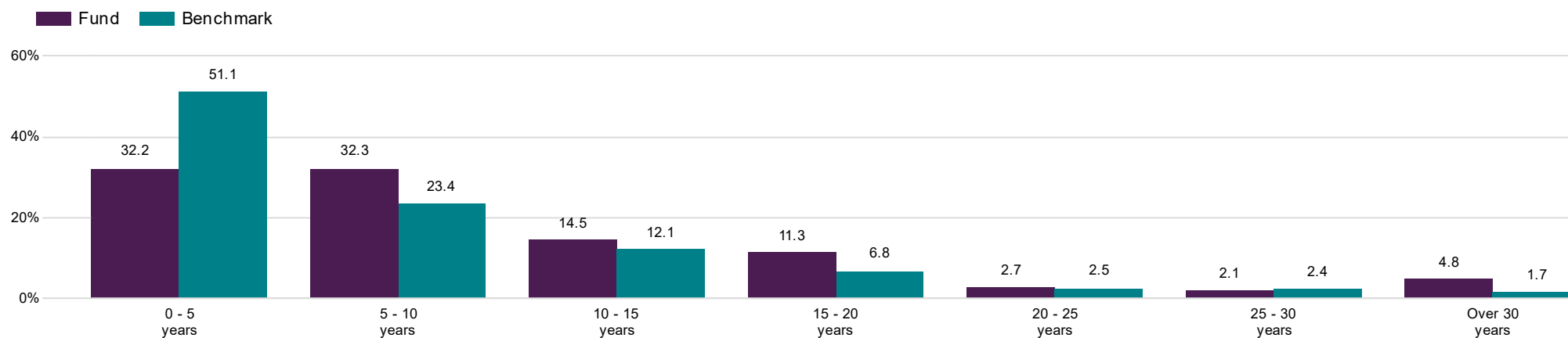
Structured bonds remain a key exposure for the portfolio. With overall credit spreads tightening over the year, we were happy to take advantage of new issue opportunities to add secured bonds that often offered more attractive spreads than similar unsecured bonds. During the quarter, we added Vantage Data Centers, a securitisation of real estate and tenant lease payments from two operating wholesale data centres in Newport. This deal offered an attractive loan to value (LTV), has highly rated tenants, and pays an attractive credit spread – notably higher than unsecured bonds from large technology companies. We also added AAA rated floating rate bonds from DBMS, a logistics CMBS backed by 64 properties across the UK with a diversified tenant base, that came to market at spread of 128bps over SONIA.

Water company bonds have generally done well in 2025. The water industry still offers attractive yield premia compared to other regulated utilities, despite the reduced risk following the completion of the regulator review in 2025. We added a new issue from Southern Water during the period, the company recently strengthened with £900m of equity support since summer 2025.

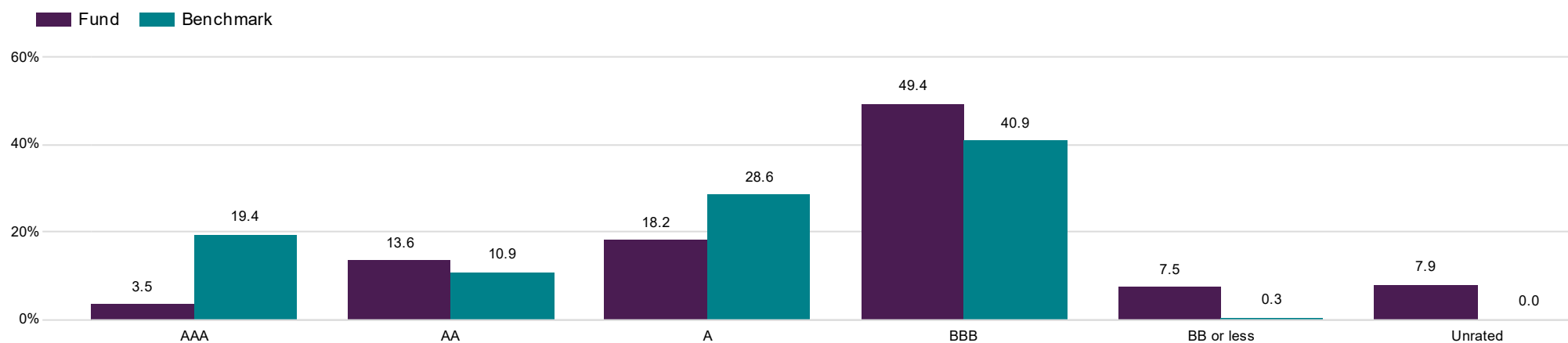
While we retain exposure to financials, secured bonds and social housing, we look for issues in other sectors that add diversification and resilience to our portfolios. During the quarter we added a new issue from US communications giant Verizon, these hybrid bonds offering a yield of over 6%. We also added bonds from International Distribution Services, parent company of Royal Mail, these trading at an above-market yield and offering a strong lending structure.

Fund breakdown

Maturity profile

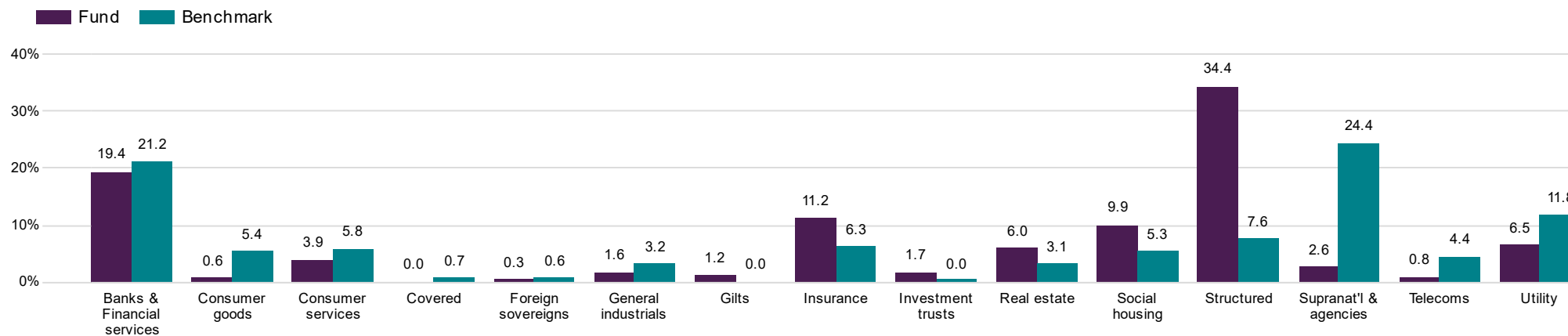


Credit ratings



Fund breakdown

Sector breakdown



Fund Engagement

Engagement definition

Engagement is active dialogue with investee companies (or other entities). There are two types: engagement for information, which is dialogue as part of investment research or ongoing monitoring, without specific objectives for change, and engagement for change, which is purposeful dialogue to influence positive change, with defined objectives and demonstrable outcomes.

Engagements

Engagement activity	Fund 3 months	Fund 12 months
Number of entities engaged	15	28
Number of engagements	21	66

This is an estimate. Some engagements at the issuer level may not have been attributed to the specific bond held in the fund, resulting in a lower number of engagement activities.

Total engagements by theme and topic



Biodiversity	2
Climate	12
Climate - Transition Risk	11
Climate - Physical Risk	1
Environment	4
Governance	3
Corporate Governance	2
Remuneration	1
Social & Financial Inclusion	5
Just transition	4
Social & Financial inclusion	1

The numbers of engagements and themes/topics discussed may differ where a single engagement covers multiple themes/topics.

Engagement focus

Firm-wide engagement activity is centred around six themes which we have identified in consultation with our clients. These are: climate change; nature and biodiversity; health; governance and corporate culture; social and financial inclusion; innovation, technology and society. Portfolio level engagements are not thematic and are focussed on issues specific to managing the portfolio and meeting the investment objective.

Engagement data represents all engagements undertaken at both firm and portfolio level across Royal London Asset Management, and may not be limited to those undertaken solely for the purpose of managing the fund.

Fund Engagement

Engagement outcomes

HSBC Holdings plc – Just Transition

Purpose:

HSBC Holdings plc, a global bank, was engaged as part of our long-running engagement with banks on just transition, seeking for it to integrate social considerations into its Net Zero transition plan.

Outcome:

HSBC is updating its Net Zero transition plan and benchmarking peers to improve just transition disclosures. The bank recognised deficiencies in managing climate-related human rights risks and sector-specific social impacts, but emphasised ongoing measures, such as the implementation of enhanced vulnerability standards and various financial inclusion initiatives. HSBC emphasised challenges in retrofitting liability and Use of Proceed loans in the retail mortgage market. Following our meeting, we will review our draft assessment and share it with the bank to encourage improved disclosure and integration of social considerations.

Lloyds Banking Group plc – Just Transition

Purpose:

Lloyds Banking Group plc (Lloyds), a UK-based financial institution, was engaged as part of our long-running engagement with banks on just transition. We sought the integration of social considerations into the company's decarbonisation strategy.

Outcome:

Lloyds continues to integrate just transition across its strategy, committing £1 billion to its Regional Impact Fund to address regional inequality and drive inclusive economic growth. The bank showcased partnerships with the North East Combined Authority and Office of Investment to channel private investment into green infrastructure. It also expanded its 'Eco Home Reward' scheme, offering up to £2,000 cashback for energy efficiency measures, returning over £2 million to customers in 2025. Lloyds is working with Octopus Energy to reduce heat pump installation wait times and exploring property-linked financing. Before implementing mortgage policy changes, Lloyds conducted analysis to ensure alignment with just transition principles. We will continue this engagement to monitor disclosure improvements.

Fund Engagement

Engagement outcomes

Yorkshire Water – Environment

Purpose:

Yorkshire Water, a UK water utility, was engaged to assess its climate resilience and pollution control strategies.

Outcome:

Yorkshire Water is investing £1.5 billion to upgrade storm overflow systems and implement nature-based solutions such as wetlands and tree planting to improve water quality and biodiversity. The company is also deploying ~20,000 sewer monitors and intelligent pumps to prevent failures, supported by a broader digital transformation programme and investment in green skills for its workforce. On financing, Yorkshire Water is focusing on inflation-linked debt and reducing gearing (a measure of financial leverage) to maintain stability. We will continue engagement to monitor progress on biodiversity initiatives and resilience disclosures.

Market commentary

Market overview

Markets were focused on the US during the fourth quarter, with rate cuts from the Federal Reserve bookending the longest US Federal Government shutdown in history. The decision was accompanied by language suggesting a pause after three cuts in the final four months of 2025.

In the euro zone, the European Central Bank left rates unchanged – with inflation concerns causing reluctance to cut further after four cuts in the first half of 2025. The Bank of England (BoE) cut rates from 4% to 3.75%, the sixth cut since mid-2024 from the recent peak of 5.25%. The BoE noted that inflation was still a concern (reflected in a 5-4 vote) but concerns over downside risks include unemployment edging to its highest rate since the Covid pandemic.

Risk assets closed the year strongly – the third consecutive year of double digit returns for equities. After the sharp fall in the wake of the Trump tariff announcement in early April, global equity markets generally ground higher, including during the fourth quarter, helped by ongoing optimism over AI as well as supportive corporate earnings. For the year as a whole, there was strong performance from all major markets – the US, Europe, UK and Japan – with the US lagging in common currency terms after the US dollar weakened significantly.

Government bond yields were mixed, with US and German government bond yields edging higher, while UK yields moved lower on hopes that the November budget announcement would be gilt-friendly. Gilts rallied as Budget news broke but the initial volatility was absorbed during the course of the day, with expected tax hikes backloaded and some action to curb short-term inflation announced.

Benchmark 10-year gilt yields fell from 4.70% to end at 4.55%, meanwhile UK 30-year gilt yields took a step back from their highest levels in almost 30 years seen in the summer. In the US, 10-year treasury yields rose slightly to 4.14% from 4.13% at the end of September but seen volatility in the interim. The German 10-year bund yield was 2.82% at the end of the fourth quarter, rising from 2.67% three months prior.

The sterling investment grade credit market (iBoxx non-gilt index) returned 2.58% over the period under review. Gilts outperformed credit over the quarter, helped by the longer duration of this market in a quarter where UK government bond yields edged lower. The average sterling investment grade credit spread (the average extra yield available from non-gilt bonds compared with government debt of equal maturity) was relatively unchanged over the period. Spreads began and ended the quarter at 0.77% (iBoxx), compared to the narrowing of spreads seen during the second and third quarters after the widening seen in the first quarter. Sector returns were generally positive, led by banks, insurance and structured bonds.

Outlook

Sterling credit markets have shown remarkable resilience in 2025, weathering external noise and tightening spreads. Despite elevated interest rates and persistent volatility, sterling investment grade credit provided strong returns in 2025. Many of the same uncertainties we were looking at 12 months ago remain in place today – along with some new ones: US policies on tariffs, a new Fed chair and engagement on conflicts such as Gaza and Ukraine remain unpredictable; global inflation is falling but not as fast as economists would like; more central bank rate cuts are expected but there is little consensus around the quantum of these; vast amounts of money are being poured into AI with little attention on the return on that capital.

Sterling credit spreads have continued to tighten through 2025 and are now at levels last seen before the Global Financial Crisis. We see this as logical: defaults are low, company balance sheets are generally healthy, and investors have been buying credit because of attractive yields. At a fundamental level, we still believe that credit spreads over-compensate investors for default risk, and that the all-in yield on sterling credit remains attractive. Furthermore, we continue to find attractive investment opportunities, partly through the new issue market but also by focusing on exploiting market inefficiencies. By focusing on bottom-up analysis, we continue to build overall portfolios that we believe offer attractive risk / return profiles with above-market yields.

While near-term absolute performance is likely to be heavily influenced by movements in the yields of underlying government bond markets, we expect relative performance to continue to be meaningfully influenced by the comparative exposure to supranational bonds and to more economically sensitive or cyclical industrial and consumer sectors. However, we believe that continued emphasis on diversification and our bias towards secured and collateralised debt to help mitigate default risk, as well as our focus on income, will continue to support returns as has been the case through the present environment of volatile yields.

We remain confident that we can further achieve an attractive yield premium in our sterling credit portfolios, as we look to exploit market inefficiencies, with long-standing belief such as the undervaluing of security now augmented by newer inefficiencies such as the 'mechanised' approaches used by annuity providers, Exchange Traded Funds and passive funds that treat credit as a homogenous commodity area, buying in a relatively price insensitive manner. Experience suggests that the more credit is treated as a commoditised asset class, the greater the level of inefficiencies that an active manager can exploit.

For more insights into the outlook for 2026, including from our CIO, Will Nicoll, go to the Our Views section at www.rlam.com

Further Information

Please click on the links below for further information:



Find out more

In an uncertain geopolitical and economic environment, we recognise the importance of keeping our clients updated on our current investment thinking.

Articles, videos, podcasts and webinars giving the latest views of our investment experts can be found in the Our Views section of www.rlam.com, including regular updates from our Fixed Income, Global Equity, Sustainable and Multi Asset teams.

Disclaimers

Important information

For professional clients only, not suitable for retail clients.

This is a financial promotion and is not investment advice.

Telephone calls and written communications may be recorded and monitored. For further information please see the Privacy Policy at www.rlam.com.

Issued in January 2026 by Royal London Asset Management Limited, 80 Fenchurch Street, London EC3M 4BY. Authorised and regulated by the Financial Conduct Authority, firm reference number 141665. A subsidiary of The Royal London Mutual Insurance Society Limited.

The Trust is an authorised unit trust scheme. The Manager is RLUM Limited, authorised and regulated by the Financial Conduct Authority, with firm reference number 144032.

For more information on the Trust or the risks of investing, please refer to the Prospectus or Key Investor Information Document (KIID), available via the relevant Fund Information page on www.rlam.com.

iBoxx indexes and data are an intellectual property of Markit North America, Inc., Markit Indices GmbH, Markit Equities Limited and/or its affiliates iBoxx and has been licensed for use in connection with the fund (or other investment vehicle) or securities referenced herein.

The Index provided by IHS Markit is subject to disclaimer currently available here (and as updated by IHS Markit from time to time): <https://ihsmarkit.com/Legal/disclaimers.html> and/or in the prospectus for the Fund.

Risks and Warnings

Investment risk

The value of investments and any income from them may go down as well as up and is not guaranteed. Investors may not get back the amount invested.

Credit risk

Should the issuer of a fixed income security become unable to make income or capital payments, or their rating is downgraded, the value of that investment will fall. Fixed income securities that have a lower credit rating can pay a higher level of income and have an increased risk of default.

Derivative risk

This fund may undertake transactions in derivatives and forward transactions (both on exchange and over the counter (OTC)). These may include interest rate swaps and interest rate futures for the purposes of meeting the investment objective, protecting the risk to capital, duration and credit management, as well as for hedging. While the discerning use of derivatives can be beneficial, derivatives also involve specific risks. These risks relate specifically to market risk, management risk, credit risk, liquidity risk, the risk of mispricing or improper valuation of derivatives and the risk that derivatives may not correlate perfectly with underlying assets, interest rates and indices. The use of derivative instruments may from time to time alter the economic exposure of the fund causing it to deviate significantly from the performance of the market as a whole. The use of these derivatives will be within the parameters allowed for linked funds by the Financial Conduct Authority and Prudential Regulation Authority.

EPM techniques risk

The Fund may engage in EPM techniques including holdings of derivative instruments. Whilst intended to reduce risk, the use of these instruments may expose the Fund to increased price volatility.

Interest rate risk

Fixed interest securities are particularly affected by trends in interest rates and inflation. If interest rates go up, the value of capital may fall, and vice versa. Inflation will also decrease the real value of capital.

Counterparty risk

The insolvency of any institutions providing services such as safekeeping of assets or acting as counterparty to derivatives or other instruments, may expose the Fund to financial loss.

Performance to 31 December 2025

Cumulative (%)

	3 Month	6 Month	1 Year	3 Years	5 Years	3 Years (p.a.)	5 Years (p.a.)
Fund (gross)	3.00	4.37	8.74	25.99	5.96	8.00	1.16
Fund (net)	2.85	4.05	8.09	23.62	2.41	7.32	0.48

Annualised (%)

Year on year performance (%)

	31/12/2024 - 31/12/2025	31/12/2023 - 31/12/2024	31/12/2022 - 31/12/2023	31/12/2021 - 31/12/2022	31/12/2020 - 31/12/2021
Fund (gross)	8.74	5.03	10.32	(15.66)	(0.28)
Fund (net)	8.09	4.39	9.56	(16.29)	(1.03)

Past performance is not a guarantee or reliable indicator of future returns. The impact of fees or other charges, including tax, where applicable, can be material on the performance of your investment. The impact of fees reduces your investment.

Source: RLAM as at 31 December 2025. All figures are mid-price to mid-price for the Royal London Corporate Bond Monthly Income Trust A Inc GBP share class.

Glossary

Asset allocation

Breakdown of the assets by asset classes. Based on RLAM asset classification scheme.

Attribution

Attribution is shown for the most recent quarter. Attribution figures are based on close of business returns for both the fund and the index whereas performance figures are based on midday returns for the fund and close of business for the index. Therefore the performance will not include market moves between midday when the fund is priced, and close of business when the index is calculated. This may result in a different figure being shown for the quarterly performance vs attribution data.

Bonds

Securities that represent an obligation to repay a debt, with interest. Investment grade bonds are high quality bonds that are viewed as being highly likely to make all scheduled payments of interest and principal. Low quality bonds carry higher risk but also typically pay higher rates of interest. Corporate bonds are those issued by companies to raise finance.

Credit ratings

Credit ratings are based on RLAM composite ratings which uses a hierarchy of S&P, Moody's and then the Fitch rating.

Duration

Measure of sensitivity of a Fixed Income instrument to changes in interest rates, indicating the potential impact of interest rate fluctuations on the value of the investment.

Fund analytics

All figures exclude cash. Credit bonds include non-sterling bonds and CDs where held within the fund or benchmark. This is applicable to the following sections: fund Asset Allocation, Duration, Yield curve, Sector breakdown, Financial holdings, Credit ratings.

Number of holdings

Total number of unique holdings of the Fund excluding cash, currency and derivatives.

Number of issuers

Number of unique issuers of all assets held by the Fund, excluding cash, currency and derivatives.

Performance

The Fund price is taken at mid-day using swing prices where applicable, while the index performance is priced at close of business. Significant intra-day market movements at the start or end of the day may therefore distort comparisons.

Pricing

The Fund's price may swing to bid or offer to protect existing investors from the costs associated with buying or selling the fund's underlying assets when other investors are entering or leaving the fund. Performance is based on this pricing.

Redemption yield

The weighted average rate of discount at which the future obligations of interest and capital payments of each of the fund's holdings equates to its current price, gross of relevant fund management costs and gross of tax.

Sector breakdown

Breakdown of the fixed income assets, excluding derivatives and cash by RLAM's internal industry sector classification scheme. Figures are subject to rounding.